



MEMORANDUM

TO: City Council

FROM: Jessica Matson, Legislative & Information Services Director/City Clerk

SUBJECT: Supplemental Information
Agenda Item 6.c. – March 12, 2024 City Council Meeting
SLOCOG Presentation on Countywide Self-Help Measure

DATE: March 11, 2024

Attached is supplemental information received from SLOCOG for the above referenced item.

cc: City Manager
Assistant City Manager/Public Works Director
City Attorney
City Clerk
City Website and Public Review Binder

Enc

Local Roads First: A Roadmap to Transportation Independence

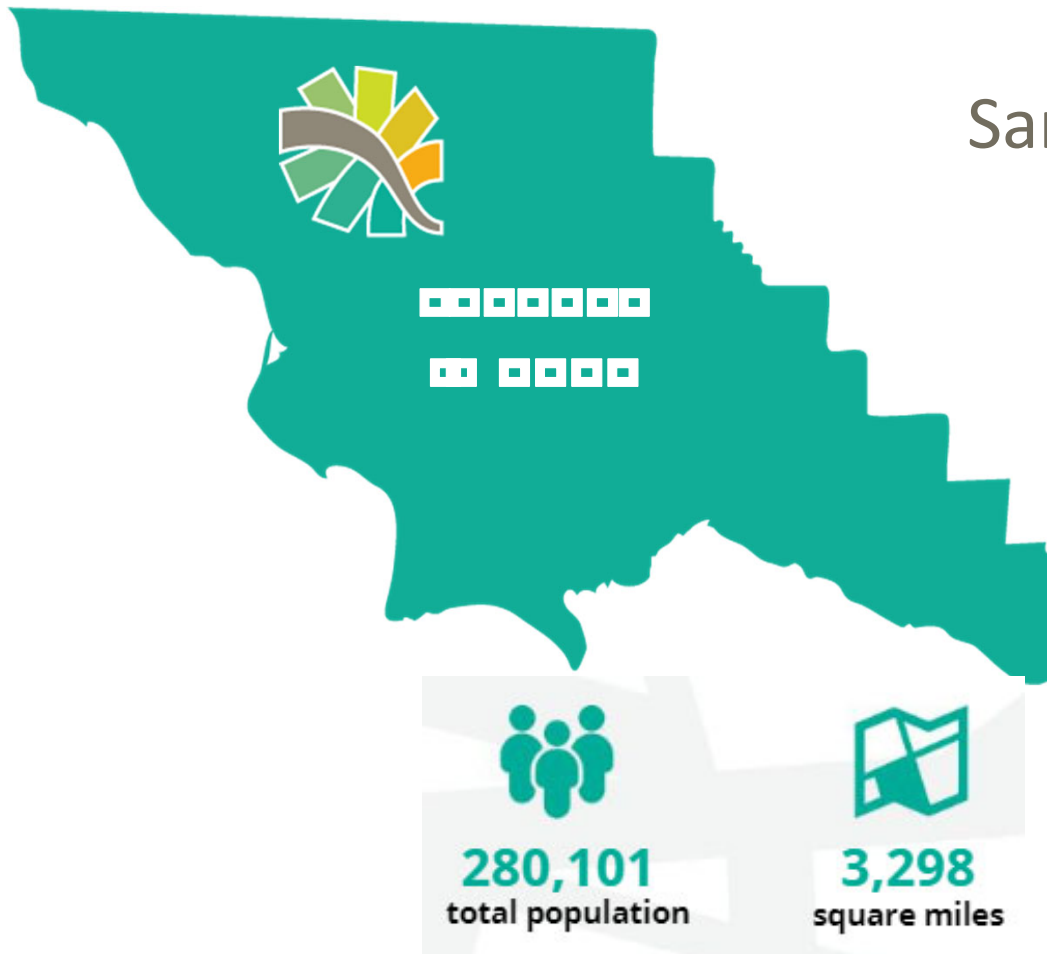
Presentation on the Draft
Transportation Investment
Plan

March & April 2024



Introduction to SLOCOG

Connecting Communities (7 cities & SLO County)




San Luis Obispo County & 7 Cities

- Arroyo Grande
- Atascadero
- Grover Beach
- Morro Bay
- Paso Robles
- Pismo Beach
- San Luis Obispo

+40,000 new people

23-Year Outlook Unfunded Need



Funding Shortfall = \$2.3 Billion

Highways, Interchanges	-\$687M
Major Roads, Downtowns	-\$372M
Local Road Maintenance	-\$400M
Public Transit/Senior Mobility	-\$100M
Bikes, Peds, Safe Routes to School	-\$714M



FINAL ADOPTED
JUNE 7, 2023



The why: A Shrinking Fuel Tax

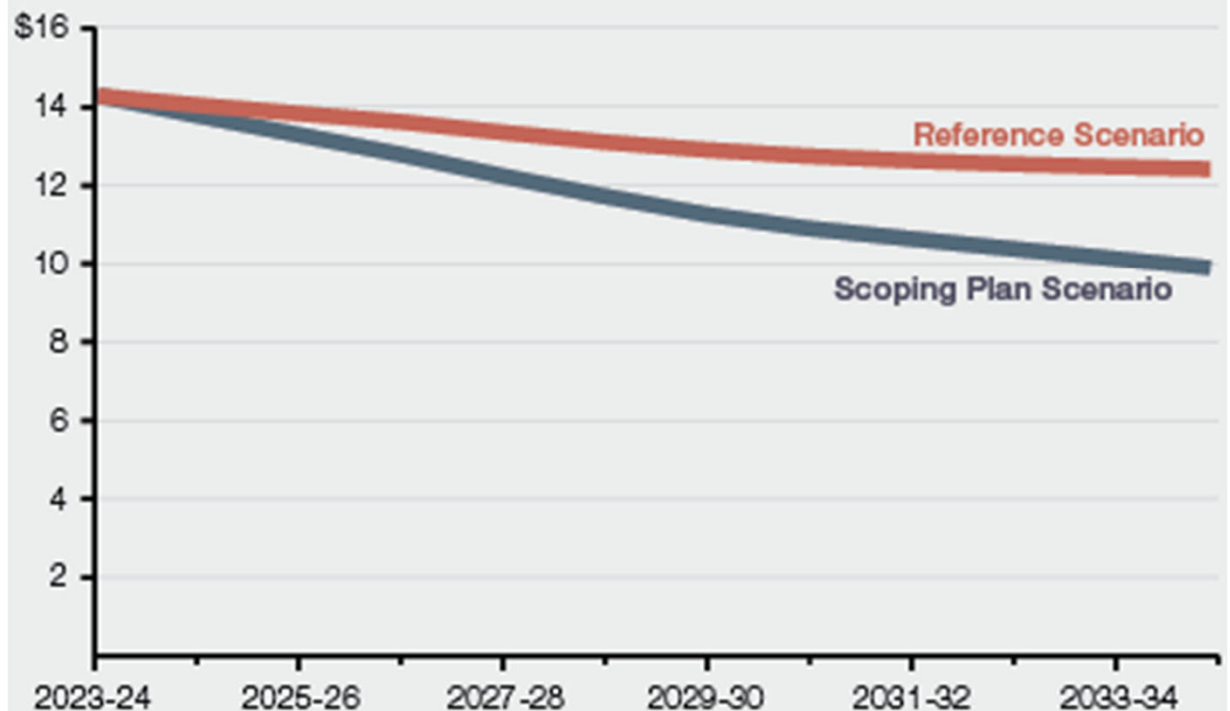
1970s, '80s, '90s:
More cars & travel
meant more Revenues

2001-2024+
Conservation + Hybrids +
EVs means flat Revenues
2023: EVs were 25%
of all new car sales

2035 and beyond
No new gas/diesel cars
to be sold in CA

Overall Transportation Revenues Projected to Decline Significantly

Inflation-Adjusted Dollars (In Billions)



LAOA

Fallacies, Misperceptions, and Unicorns

Gas Tax will repair our roads

- **No**

Gas Tax went up, it will fix all our roads

- **No**

The State will reprioritize its funds to our roads

- **Nope**

Local funding will be reprioritized to roads

- **Maybe/maybe not**

Caltrans will fund 101 improvement


- **two major improvements in 25 years**

EV owners pay an average amount for road repairs

- **Not even close**

The State will change.....'something'.....that will fix everything

- **No chance**



Local Road Maintenance Issues Persist



100

90

80

70

60

50

40

30

20

10

2022 Pavement Condition Index

SLO: 70

Pismo Beach: 67

Morro Bay: 63...

County: 60

Paso Robles: 57

Arroyo Grande: 56

Grover Beach: 52

Atascadero: 49

Morro Bay: dropped 15 points from 63 to 48 in 2023.

Atascadero: 47 to 49 over 8 years, but 'Failed' (25 or less) increased from 16% to 25% (2023) now 22%



County roads were:

63 in 2013

64 in 2017

60 in 2020

60 in 2022



Highway Congestion



S.Co Peak Hour:
6,400 cars

Shell Beach: South of Avila Beach Rd

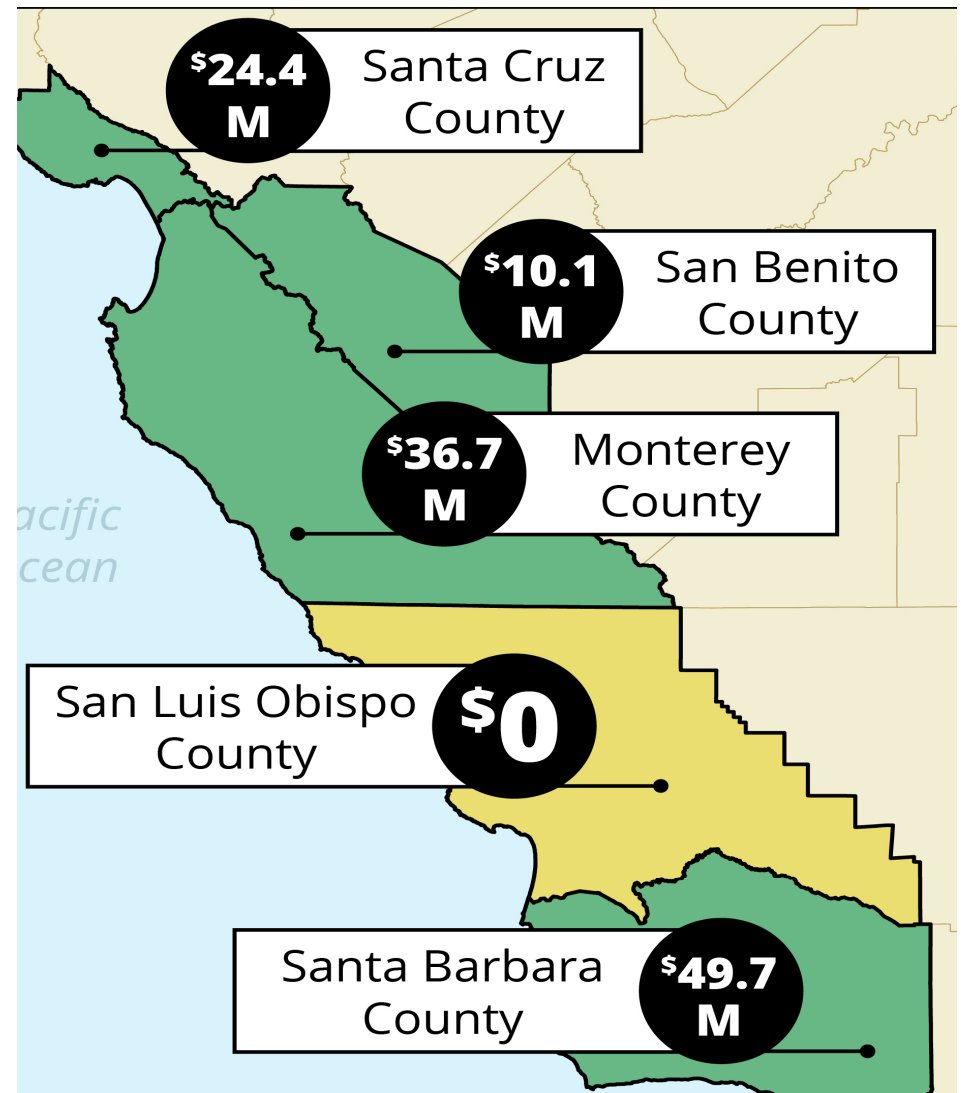


N.Co Peak Hour:
10,000 cars

Atascadero: North of San Anselmo

Neighboring County Comparison

- Currently, 25 Counties (89% of Californians) **HAVE** a Special Transportation Tax
- San Benito – 2018 – 30 years
- Monterey – 2016 – 30 years
- Santa Cruz – 2016 – 30 years
- Santa Barbara - 2008 – 30 years
- San Luis Obispo – **Lost out on ~\$30m/yr over 7 years**



What is the Cost?

WHAT WOULD A 1/2 CENT REGIONAL TRANSPORTATION SALES TAX LOOK LIKE?

THINGS THAT WILL **NOT** BE TAXED



HOUSING
rent, mortgage,
utilities,
insurance



MEDICAL
healthcare,
insurance



GROCERIES
food purchased
at grocery stores

EXAMPLES



\$30 SHIRT = \$0.15 TAX

**\$1,000 CELL PHONE =
\$5.00 TAX**



**\$30,000 CAR =
\$150.00 TAX**

**1 ADULT
(NO CHILDREN)
\$60,000 SALARY**

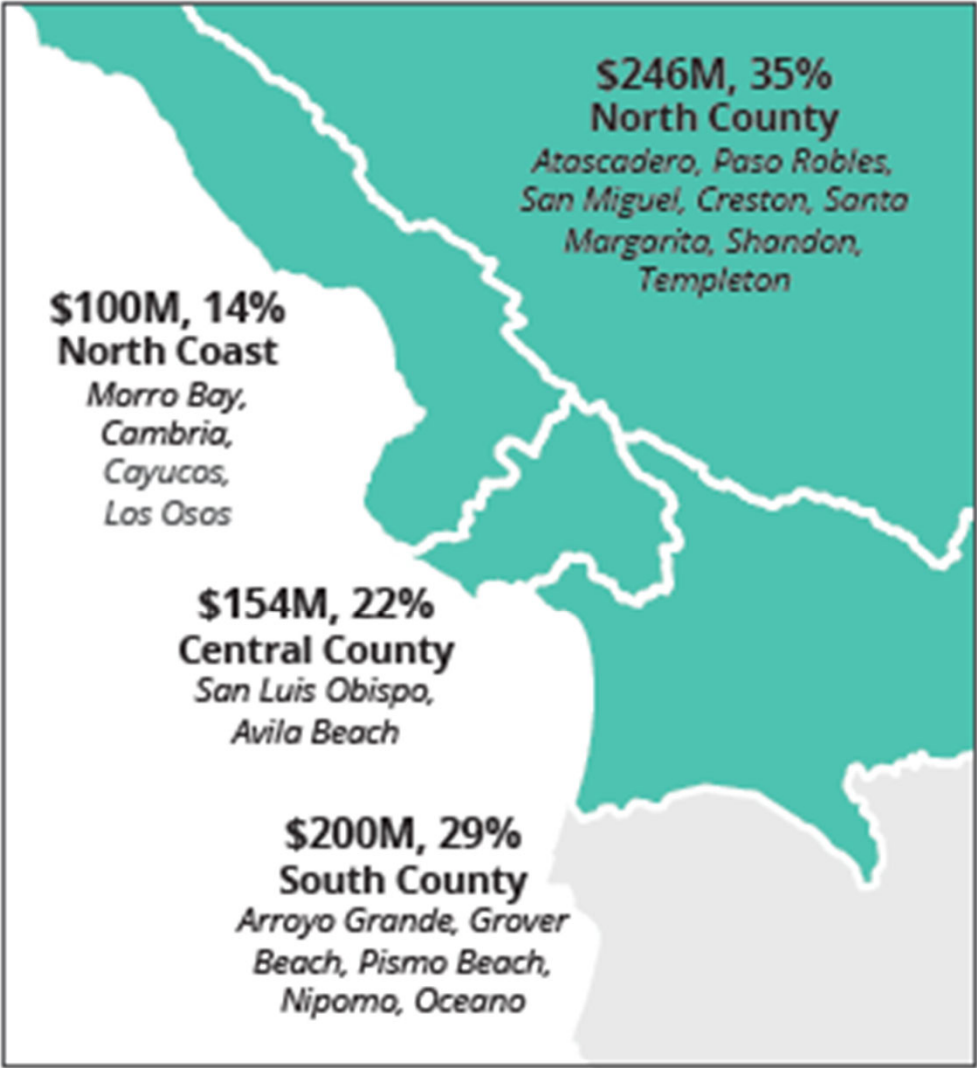
**WILL SPEND
AN ESTIMATED
\$2.31 A WEEK
ON A REGIONAL
SALES TAX**

Draft Local Road Repair & Transportation Safety Investment Plan

For the San Luis Obispo Region, a ½ cent sales tax would:

- **Raise \$35m / year**
- Be used to **Leverage ~\$1 billion** out of Sacramento
- Be protected from Sacramento (**cannot be stolen**)
- **Speed up** project delivery (reducing cost)
- **Guarantee** every penny for our local **TRANSPORTATION** priorities (no bait and switch)
- **Contain Safeguards** (accountability, oversight, audits, reporting, a sunset date, and 1% maximum for SLOCOG administration)
- Provide that **tourists** pay a tax guaranteed for our roads (finally!)

Draft Local Road Repair & Transportation Safety Investment Plan



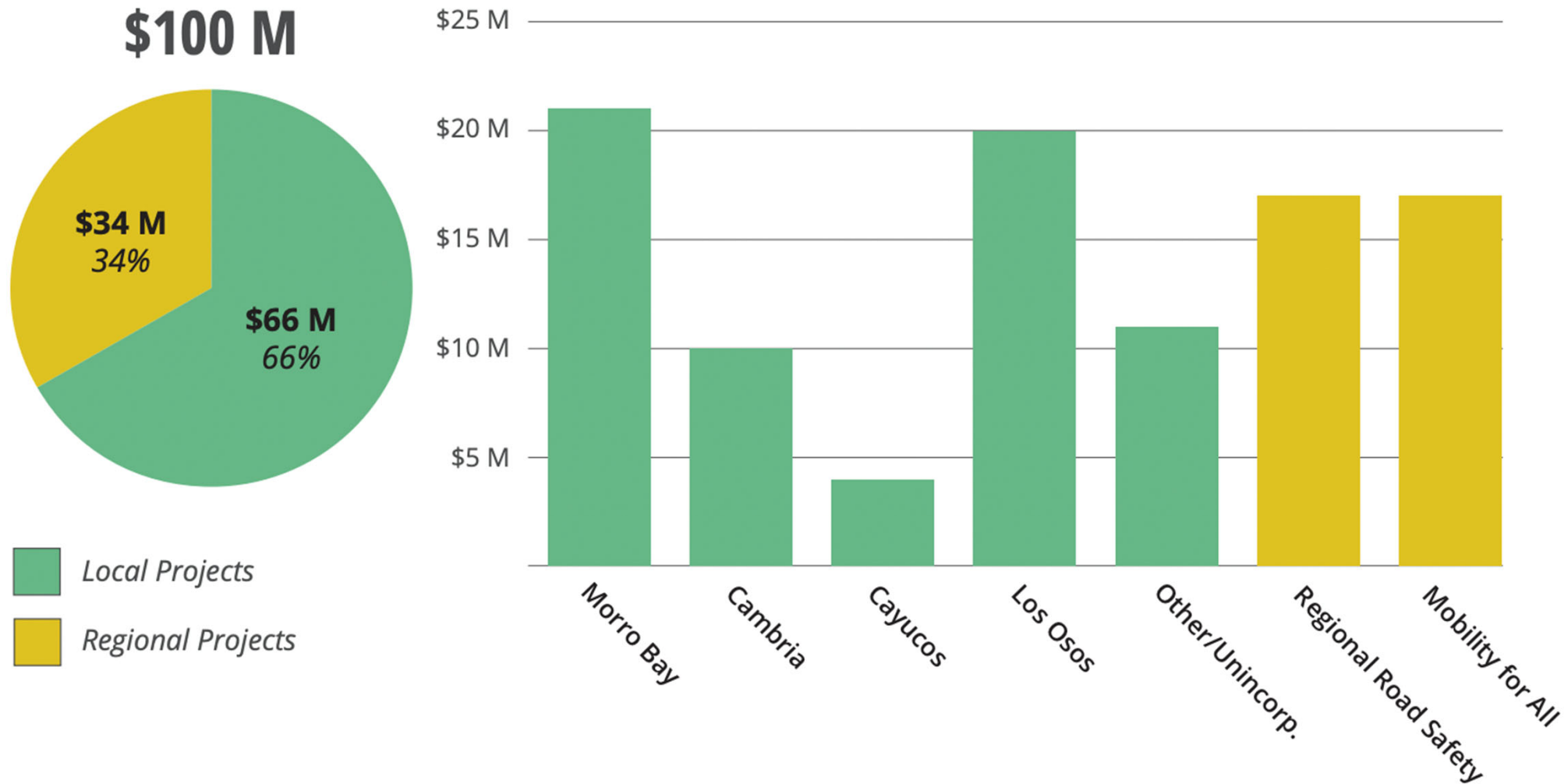
Total funding distributed by subregion based on population, over 20 years

Fair and Understandable

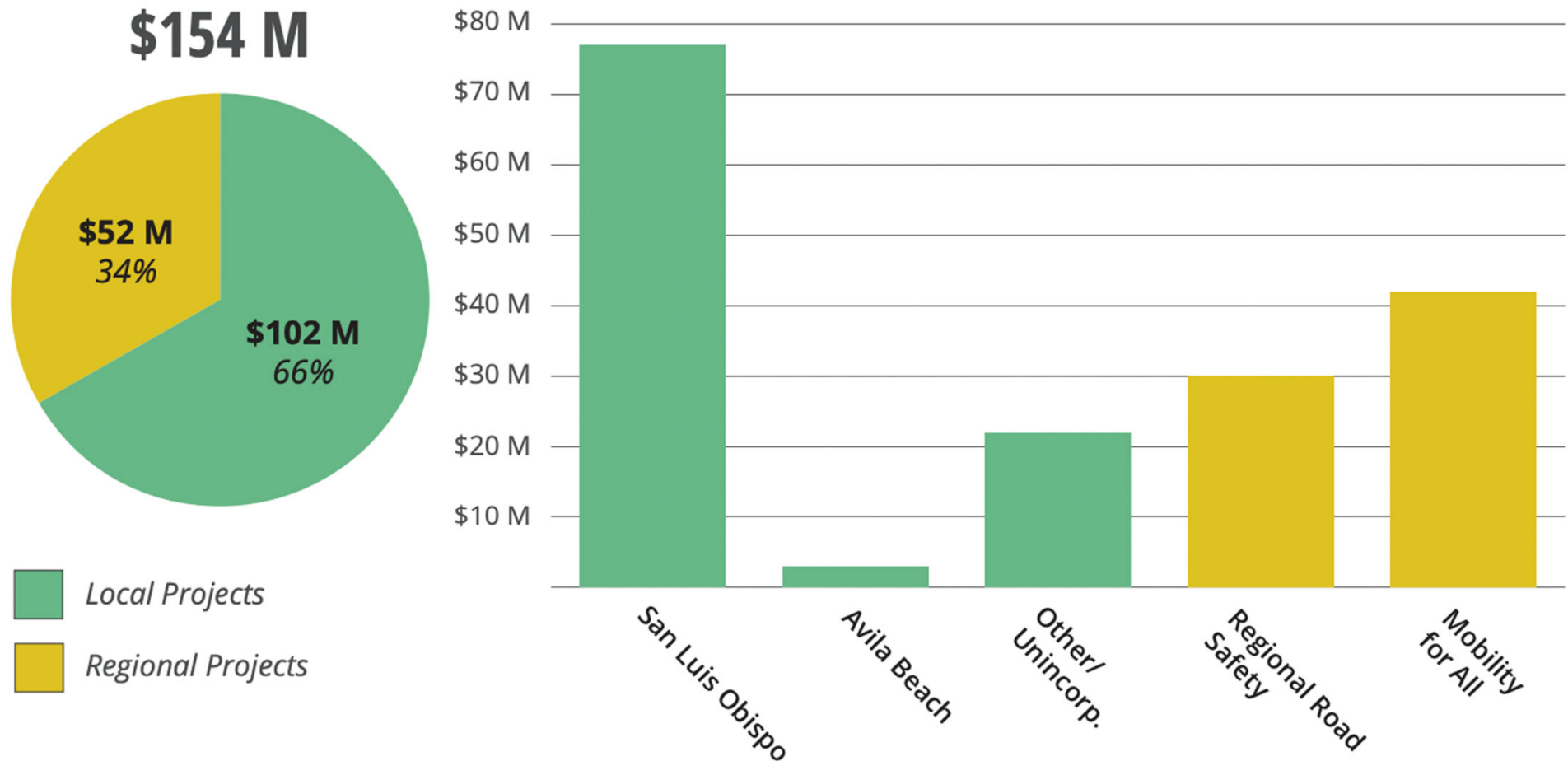
Local Distribution Formula:

- 4 Subregion Population %
 - 66% to Local Direction
 - %City
 - %City
 - %Unincorporated
- (\$3M added to 4 smallest cities from uninc. subregional share)

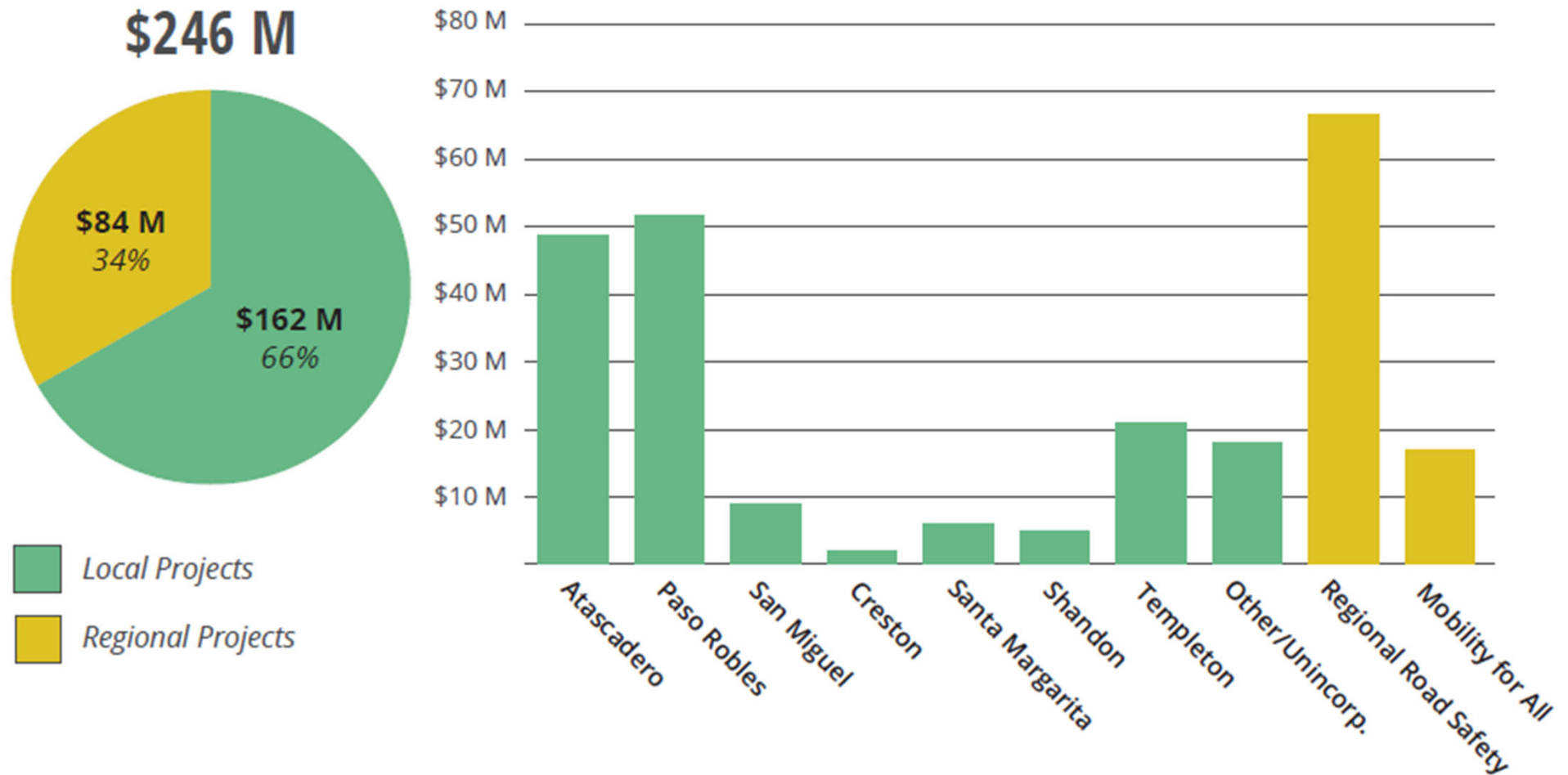
Draft Investment Plan: NORTH COAST



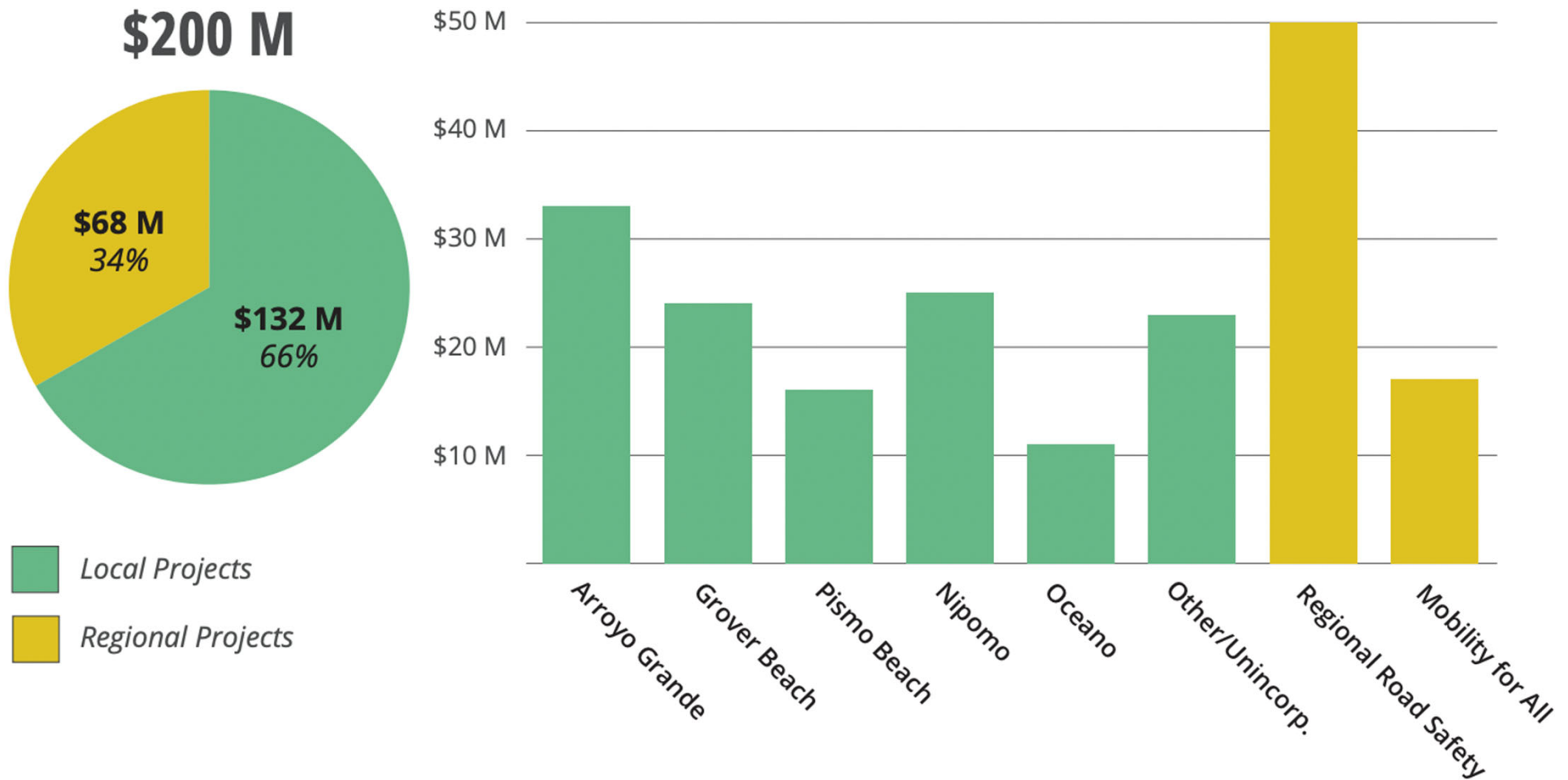
Draft Investment Plan: CENTRAL COUNTY



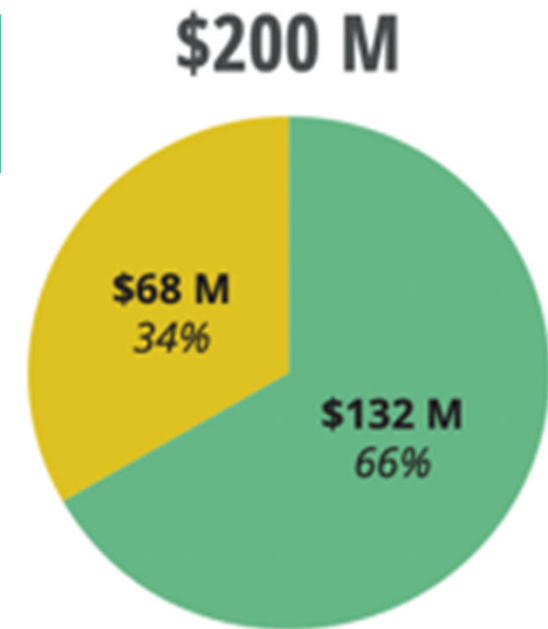
Draft Investment Plan: NORTH COUNTY



Draft Investment Plan: SOUTH COUNTY



Local Area Investments - Draft



Arroyo Grande

- | | |
|---|---------------|
| • Road Repairs to Grand, N. Oak Park, E. Branch, W. Branch, James Way, El Camino Real, Traffic Way | \$33 M |
| • Community Road Safety & Congestion Improvements | \$29 M |
| ◦ US 101 corridor congestion/safety improvements to over/undercrossings, intersections, interchanges, signalization, ramps, parallel routes in the Five Cities area | \$4 M |
| ◦ Safe Routes to School | |
| ◦ Public Transit for Seniors, Persons with Disabilities, and Veterans | |

Draft Investment Plan: SOUTH COUNTY

Key Regional Projects:

Regional Road Safety Improvements \$50 M

- South County US 101 Regional Safety Corridor Improvements, between Shell Beach and the Santa Maria River, to address safety, mobility, and congestion issues based on latest adopted plan

Mobility for All \$17 M

- Public Transit for Seniors, Persons with Disabilities, and Veterans \$8 M
- Active Transportation (Bicycle & Pedestrian) \$9 M
 - Bob Jones, Coastal, and South Anza Trails
 - Promenades & Boardwalks

Steps and Timing

- Feb 7: SLOCOG Board Direction to Present Draft to Member Agencies, Seek Feedback, Continue Engagement Efforts, Develop Polling
- March: Polling by phone/text/email
- March/April: Draft TIP review/comment by all jurisdictions
 - 3-5: San Luis Obispo
 - 3-11: Grover Beach
 - 3-12: Arroyo Grande
 - 3-19: Pismo Beach & Paso Robles
 - 3-26: Morro Bay
 - 4-9: Atascadero & County Supervisors
- May 1: SLOCOG Approve/Deny Final TIP
- May: All Jurisdictions Approve/Deny Final TIP
- May 29: SLOCOG Determines Direction
 - November 2024 Election
 - Fail => No change
 - Pass => Delivers Investment Plan
 - Other Future Election



Learn more at: www.localroadsfirst.com



SLOCOG

SAN LUIS OBISPO COUNCIL OF GOVERNMENTS